

GYBE TALKING: A guide to sloop talk

Before coming aboard for your sail, learn some basic vocabulary in 'sailor language'. This will help you connect with your experience! Here's a list of some terms and boat diagrams to help with your sailor speak.

AFT - near or towards the stern of a vessel.

AMIDSHIPS - roughly the middle, or center, of the boat.

BOOM - the lower spar of the mainsail.

BOW - the forward end; the front.

CENTERBOARD - retractable "fin" that helps keep the boat from getting pushed sideways by the wind.

CLEAT - a double-horned piece of metal or wood used for securing lines.

COMPANIONWAY - a stair or ladder and the space they occupy.

DOWN BELOW – downstairs.

FORECASTLE (FO'CSLE) – the compartment "before the mast" where some of the crew live.

FURL - to fold or roll the sail.

GAFF - the upper spar of the mainsail.

GALLEY - the kitchen.

HALYARD - a line used to raise sails, spars, or flags.

HEAD - our lovely toilet

HULL - the main body of a vessel.

JIB - a three cornered sail carried forward of the forward most mast. *Clearwater* has one jib.

JIB HORSE - a horizontal beam on which the jib sheet blocks travel.

KEEL - the "backbone" of a ship; provides directional control.

LEAD LINE – a long line with an oblong-shaped lead weight at one end for judging water depths.

LINES – ropes on a boat.

MAINSAIL - the principle sail on the mainmast of a vessel. (pronounced "mainsil")

MAST - a vertical spar that supports sails and rigging.

PEAK - the after end of the gaff.

PORT - the left side of the boat when facing forward.

QUARTERDECK - the afterdeck from where the ship is coned (captained).

SLOOP - a sailing vessel with a single mast set about one third of the boat's length aft of the bow.

SOLE - the floor.

SPAR - any rounded pole in the rigging on a sailing vessel.

STARBOARD - the right side of a vessel when facing forward.

STERN - the after end of any craft.

TACKING/GYBING - altering course in relation to the wind.

THROAT - the end of the boom or gaff that travels up the mast.

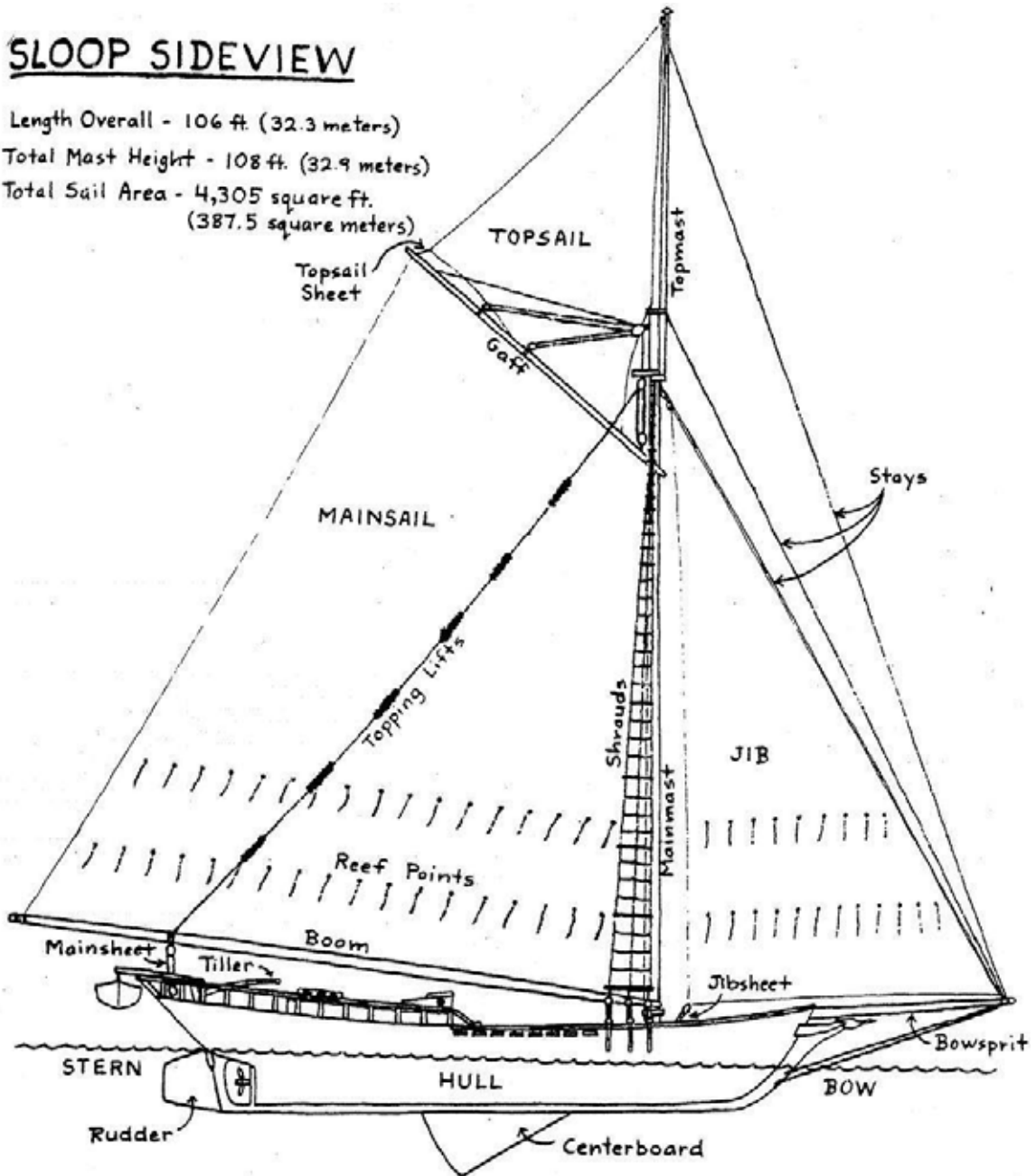
TILLER - the lever that moves the rudder while steering the boat.

SLOOP SIDEVIEW

Length Overall - 106 ft. (32.3 meters)

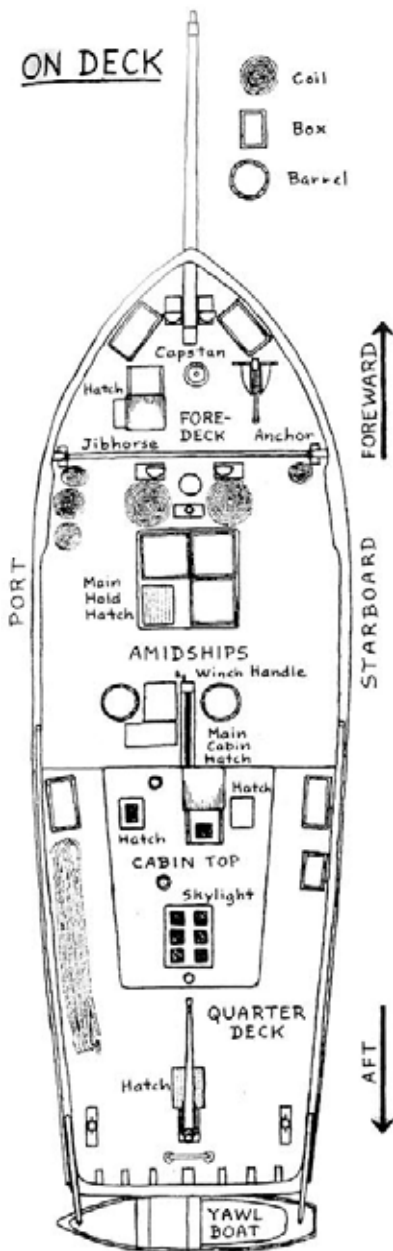
Total Mast Height - 108 ft. (32.9 meters)

Total Sail Area - 4,305 square ft.
(387.5 square meters)

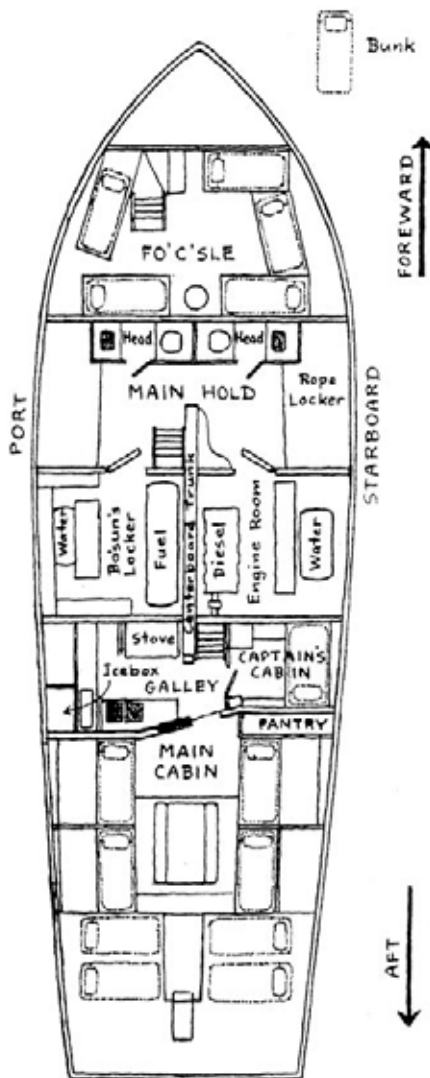


ON DECK

- Coil
- Box
- Barrel



BELOW DECK



Teachers: Here are some suggested vocabulary activities for students to use before their sail experience.

- Work with a partner or partners. Develop charades for 5 of the words and do them with other groups in the class.
- Write each word two times each in a drawn outline of the Sloop *Clearwater*.
- Use ten of the words to create a paragraph titled “Life on a sloop back in 1840”.
- Do the matching activity found on the next page.
- Complete the “Sailor’s Crossword Puzzle”
- Translate the “What’s she saying?!” activity (or create your own!).



MATCH the words with their definitions



near or towards the stern of a vessel

the lower spar of the mainsail

the forward end; the front

ropes on a boat

a stair or ladder and the space they occupy

downstairs

the kitchen

a line used to raise sails, spars, or flags

our toilet

a three cornered sail carried forward of the forward most mast

a horizontal beam on which the jib sheet blocks travel

a long line with an oblong-shaped lead weight at one end for judging water depths

the principle sail on the mainmast of a vessel

a vertical spar that supports sails and rigging

the after end of the gaff

the left side of the boat when facing forward

the right side of a vessel when facing forward

the after end of any boat

the end of the boom or gaff that travels up the mast

the lever that moves the rudder while steering the boat

HALYARD

BOOM

JIB

BOW

DOWN BELOW

GALLEY

MAINSAIL

AFT

HEAD

LINES

JIB HORSE

LEAD LINE

PEAK

TILLER

STARBOARD

STERN


THROAT

PORT

COMPANIONWAY

MAST

TEACHER'S COPY: Sailor's Crossword



TT '05


Across

1. The right side of the vessel when facing forward
2. The after end of the gaff
3. The left side of the boat when facing forward
4. A vertical spar that supports sails and rigging
5. The lever that moves the rudder while steering the boat
6. The forward end; the front of the vessel
7. Near or towards the stern of the vessel
8. The principal sail on the mainmast of a vessel
9. The lower spar of the mainsail

Down

1. The end of the boom or gaff that travels up the mast
2. The fabulous toilet
3. A line used to raise sails, spars or flags; moves things up and down
4. A retractable "fin" that helps keep the boat from getting pushed sideways by the wind
5. A three cornered sail found forward of the forward most mast
6. The upper spar of the mainsail
7. The after end of any vessel
8. Rope on a boat

A SAILOR'S CROSSWORD (Student Copy)



TT '05



Across

1. The right side of the vessel when facing forward
2. The after end of the gaff
3. The left side of the boat when facing forward
4. A vertical spar that supports sails and rigging
5. The lever that moves the rudder while steering the boat
6. The forward end; the front of the vessel
7. Near or towards the stern of the vessel
8. The principal sail on the mainmast of a vessel
9. The lower spar of the mainsail

Down

1. The end of the boom or gaff that travels up the mast
2. The fabulous toilet
3. A line used to raise sails, spars or flags; moves things up and down
4. A retractable "fin" that helps keep the boat from getting pushed sideways by the wind
5. A three cornered sail found forward of the forward most mast
6. The upper spar of the mainsail
7. The after end of any vessel
8. Rope on a boat



“WHAT’S SHE SAYING?!”

Translate each phrase into normal everyday language

- 1) The *heads* and the *galley* are located *down below*.
- 2) While on the *quarterdeck* the captain asked me to turn the *tiller* to *port*.
- 3) After washing the *soles* or going to the *head* we should always wash our hands before working in the *galley*.
- 4) Because I was on the *port* side I was given the *throat halyard* to haul on and raised the *boom*.
- 5) While hauling on the *starboard* side I raised the *gaff* with the *peak halyard*.
- 6) I went to the *bow* to *furl* the *jib*.
- 7) Out from the *hull* came the *centerboard*.